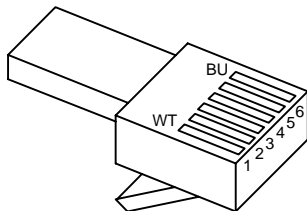
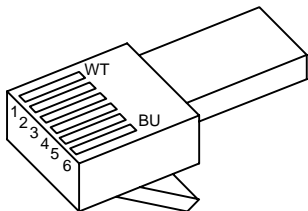
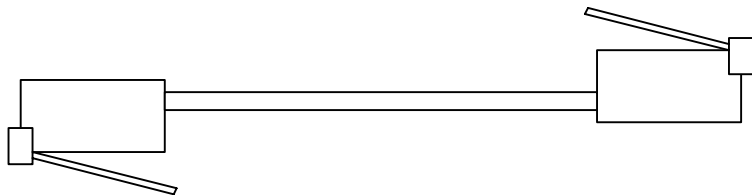


# Mini-ICD Programming Cable Connections



<u>Pin</u>	<u>Color</u>	<u>Signal</u>	<u>16F876</u>	<u>16F877</u>	<u>18F252</u>	<u>18F452</u>
1	WT	V <sub>pp</sub>	(1)	(1)	(1)	(1)
2	BK	V <sub>dd</sub>	(20)	(11/32)	(20)	(11/32)
3	RD	Gnd	(8/19)	(12/31)	(8/19)	(12/31)
4	GN	DAT	(28) RB7	(40) RB7	(28) RB7	(40) RB7
5	YL	CLK	(27) RB6	(39) RB6	(27) RB6	(39) RB6
6	BU	LVP	(24) RB3	(36) RB3	(26) RB5	(38) RB5

Typically, LVP is no connect for the CCS type ICD. Example pin numbers are for DIP packaged parts.